



International Society of Pelvi-Perineology

PROGRAMME BOOK

12th ISPP Annual Congress
**PELVIC FLOOR DISORDERS: CURRENT STATUS,
TECHNOLOGICAL ADVANCES AND PERSPECTIVES**

ISPP CONGRESS PRESIDENTS

GIULIO A. SANTORO

GIUSEPPE DODI

ISPP PRESIDENT

A. AKIN SIVASLIOGLU



October 6th - 8th, 2019
Treviso, Italy

www.ispp2019.com

Dear Colleagues,

It is an honour to organize the 12th annual Congress of the International Society of Pelviperineology (ISPP) in Treviso, Italy. The chosen theme "Current status, technological advances and perspectives" has the ambitious aim to provide not only a consensus on the management of pelvic floor disorders, according to the evidence-based medicine and the international guidelines, but to look forward considering which are the perspectives of the new technologies. For this reason many experts in the field of the pelvic floor from Italian and International Societies have been involved and we are confident that the open debate during the round tables may represent a fundamental opportunity to growth.

The approach to the pelvic floor belongs to urologists, gynecologists, colorectal surgeons, gastroenterologists, physiatrists, obstetricians, nurses, physiotherapists, psychologists, radiologists, sexologists, andrologists: a patient-centered vision is needed. The numerous topics of the Congress (pelvic anatomy, mesh in prolapse surgery, chronic pelvic pain, therapy of urinary and fecal incontinence, pelvic floor imaging, innovation in pelvic floor surgery, pelvic floor rehabilitation) have stimulated participants to submit a huge number of abstracts, published in the journal Pelviperineology, on their personal experience and current or future researches.

Aims of ISPP are to realize Masterclasses, Fellowships, the School for the Pelvic Floor Surgeon, as well as to develop technology partnership with all the interested Companies in this field. With this intention, nine workshops are organized to allow participants to receive hands-on training and education on specific topics.

Our thanks to Treviso Hospital and AULLS 2 Marca Trevigiana, to the School of Medicine of University of Padua and to all Sponsors. Without their efforts and support this Congress would not have been possible.

Treviso, located in close proximity to Venice and Padua, is an important cultural, economic and industrial city and has a great deal to offer for those who are willing to explore. Of celtic origin, then roman since 89 BC, the city became important and was involved in various sieges and conflicts, hence the stunning city walls. It is the site of the production of Prosecco wine and the birthplace of the dessert Tiramisù.

We wish you a pleasant time in Treviso and your contribute to a successful ISPP Congress!

Giulio A. Santoro and Giuseppe Dodi

CONGRESS PRESIDENTS

Giulio A. Santoro
Giuseppe Dodi

ISPP SCIENTIFIC COMMITTEE

Burghard Abendstein
Elvira Bratila
Klaus Goeschen
Darren Gold
Bernhard Liedl
Menahem Neuman
Peter Petros
Yuki Sekuguchi
Ding Shuqing
Akin Sivaslioglu
Peter Von Theobald



LOCAL SCIENTIFIC COMMITTEE

Francesco Beniamin
Marco Brizzolari
Giordano Bruno
Alberto Candiotto
Ugo Grossi
Alessandro Mardegan
Maurizio Romano
Martino Zucchella

FACULTY

M. Abendhart	Germany	S.K. Doumouchtsis	Greece	F. Natale	Italy
B. Abendstein	Austria	E. Fasola	Italy	M. Neuman	Israel
D. Altomare	Italy	A. Fernandes	Spain	N. Ninomiya	Japan
A. Ambrosetti	Italy	L. Ferrero	Italy	C. Oliva	Italy
W. Artibani	Italy	C. Fiorito	Italy	A. Pagan	Italy
S. Ascanelli	Italy	C. Foresta	Italy	G. Palleschi	Italy
A. Azzena	Italy	M. Frascio	Italy	D. Passananti	Italy
R. Baccichet	Italy	E. Frighetto	Italy	M. Pescatori	Italy
V. Baldo	Italy	C. Fünfgeld	Germany	P. Petros	Australia
M. Barbero	Italy	F. Gaj	Italy	V. Piloni	Italy
S. Bariselli	Italy	A. Garcia Fernandez	Spain	A. Renzi	Italy
G. Bazzocchi	Italy	A. Garolla	Italy	D. Rovere	Italy
A. Becorpi	Italy	A. Gasperi	Italy	E. Russo	Italy
F. Benjamin	Italy	M. Gerotto	Italy	O. Protsepko	Ukraine
C. Bertelli	Italy	F. Gervasoni	Italy	G. Santoro	Italy
M. Bevilacqua	Italy	P. Giamundo	Italy	E. Sacco	Italy
A. Birsan	France	P. Giordano	UK	G. Sarzo	Italy
A. Braga	Italy	K. Goeschen	Germany	I. Schorsch	Germany
M. Brambilla	Italy	D. Gold	Australia	Y. Sekiguchi	Japan
E. Bratila	Romania	U. Grossi	Italy	F. Selvaggi	Italy
M. Brizzolari	Italy	F. Guidolin	Italy	C. Sernagiotto	Italy
L. Brusciano	Italy	A. Gunnemann	Germany	D. Shkarupa	Russia
G. Bruwer	Germany	A. Heydari	Italy	T. Simoncini	Italy
E. Busato	Italy	A. Infantino	Italy	S. Siracusano	Italy
A. Caliskan	Turkey	W. Jäger	Germany	A. Sivaslioglu	Turkey
E. Caliskan	Turkey	M. Jantos	Poland	M. Soligo	Italy
A. Candiotto	Italy	W. Jiong	China	A. Soncin	Italy
F. Cantarella	Italy	H.J. Keller	Germany	O. Staroseltseva	Russia
S. Carini	Italy	S.H. Kilic	Turkey	C. Stecco	Italy
L. Castelli	Italy	F. La Torre	Italy	A. Sturiale	Italy
A. Cavalieri	Italy	A. Loretta	Italy	X. Sun	China
E. Cavazzoni	Italy	Z. Li	China	A. Tarazona	Colombia
M. Cerruto	Italy	B. Liedt	Germany	D. Uguccioni	Italy
M. Cervigni	Italy	C. Liverani	Italy	E. Vaccher	Italy
G. Cione	Italy	L. Losacco	Italy	F. Villani	Italy
G. Chiarioni	Italy	S. Ludwig	Germany	P. Von Theobald	France
J. Cui	China	A. Lukanovic	Slovenia	J. Voorham	Belgium
Z. Cui	China	E. Magni	Italy	P. Walega	Poland
I. Dal Conte	Italy	M. Mangano	Italy	Q. Wang	China
R. De Caro	Italy	N. Marcus	Israel	E. Weber	Italy
F. Del Tetto	Italy	P. Meinero	Italy	P. Wiczorek	Poland
P. Di Benedetto	Italy	L. Micheletti	Italy	Y. Xue	China
L. Ding	China	C. Militello	Italy	Y. Yao	China
S. Ding	China	M. Mistrangelo	Italy	S. Zambello	Italy
Y-J. Ding	China	A. Muller-Funogea	Germany	M. Zamprogno	Italy
D. Doderò	Italy	R. Nakamura	Japan	G. Zanus	Italy
G. Dodi	Italy	G. Naldini	Italy	A. Zaytseva	Russia

ENDORSEMENTS






08:00-13:00 **WORKSHOP 1**
PF ANATOMY, FUNCTION AND DYSFUNCTION. DIAGNOSTICS AND THERAPY ACCORDING TO THE INTEGRAL SYSTEM

07:50-08:00 **REGISTRATION**

PART 1

Chairs: *B. Liedl, P. Petros*


- 08:00-08:10 Introduction and learning objectives
P. Petros
- 08:10-08:20 Understanding the Integral Theory- what do we need to know and why?
D. Gold
- 08:20-08:30 Simulated operations for pelvic floor dysfunctions
A. Gunnemann
- 08:30-08:40 Development of midurethral sling in stress urinary incontinence
P. Petros
- 08:40-08:55 Burch-colposuspension: Can it be recommended in 2019?
B. Liedl
- 08:55-09:05 Data of change to Tissue Fixation System for ISD
R. Nakamura

09:05-09:25 **COFFEE BREAK** 

PART 2

Chairs: *D. Gold, A. Gunnemann*

- 09:25-09:45 Under- and over-active bladder symptoms in women with POP
B. Liedl
- 09:45-10:05 The posterior compartment: Ligaments, function and repair
D. Gold
- 10:05-10:25 Pain symptoms in women with POP
K. Goeschen
- 10:25-10:35 Nocturnal enuresis in children
A. Garcia Fernandez
- 10:35-10:55 Myofascial related issue: assessment and therapy
M. Jantos

10:55-11:15 **COFFEE BREAK** 

PART 3

Chairs: *M. Neuman, P. Von Theobald*

- 11:15-11:30 Surgery in apical prolapse: What is important
B. Liedl
- 11:30-11:45 Sacrocolpopexy: own experiences
P. Von Theobald
- 11:45-12:00 Laparoscopic bilateral cervicosacropexy: Introduction to a new tunnelling technique
S. Ludwig
- 12:00-12:15 Neumann`s SSF operation
M. Neuman
- 12:15-12:30 Data from the Propel study
B. Liedl
- 12:30-12:45 Elongation of cervix after POP repair with uterine preservation: Is it result of surgery?
N. Marcus
- 12:45-13:00 Conclusions and take-home messages
Chairs: *B. Liedl, P. Petros*



08:00-13:00 **WORKSHOP 2 – PELVIC FLOOR REHABILITATION**

In association with FNOPO (Federazione Nazionale Ordine Ostetriche) and TOPP (Team Ostetriche Pavimento Pelvico)

07:50-08:00 **REGISTRATION**

- 08:00-08:10 Introduction and learning objectives
Chair: *P. Di Benedetto*
- 08:10-08:30 Useful parameters to identify patients with pelvic floor disorders amenable to pelvic floor rehabilitation
L. Brusciano
- 08:30-08:50 The use of EMG as diagnostic tool in pelvic floor physiotherapy: implications for management.
J. Voorham
- 08:50-09:10 Urinary incontinence in male. When to rehabilitate?
F. Benjamin, A. Soncin
- 09:10-09:30 Impact of education and rehabilitation in pregnancy on postpartum dysfunctions: When, how and why
A. Cavalieri
- 09:30-09:50 Fascial manipulation: introduction to the method and treatment of chronic pelvic pain
E. Frighetto
- 09:50-10:10 Percutaneous Tibial Nerve Stimulation in the treatment of fecal incontinence
U. Grossi
- 10:10-10:30 Rieducational aspects and rehabilitation tools for patients with pelvic floor disorders
L. Brusciano

10:30-10:50 **COFFEE BREAK**



- 10:50-11:10 Influence of breathing on the pelvic floor rehabilitation
F. Gaj, D. Passannanti
- 11:10-11:30 Hypnotherapy for pelvic floor dysfunctions
A. Ambrosetti
- 11:30-11:45 Hands on sexual rehabilitation: what about intimacy?
D. Uguccioni
- 11:45-12:00 An innovative device for pelvic floor rehabilitation: a pilot study
F. Gervasoni, L. Castelli
- 12:00-12:15 Biofeedback combined with electrical stimulation in the treatment of dyssynergic defecation
J. Cui
- 12:15-12:30 The rehabilitation of patients candidate to stoma closure
F. Guidolin
- 12:30-12:45 Treatment of postpartum vaginal relaxing with dispareunia: PFMT vs vibrating vaginal cone
F. Villani
- 12:45-13:00 Discussion, conclusions and take-home messages
Chair: *P. Di Benedetto*



08:00-13:00 **WORKSHOP 3 – AESTHETIC GYNECOLOGY AND PLASTIC SURGERY IN PELVIC FLOOR**
Conjoint workshop with Urogynecology Turkish Society and Italian Association of Aesthetic and Functional Gynecology

07:50-08:00 **REGISTRATION**

PART 1

Chair: *A. Sivaslioglu*

08:00-08:10 Introduction and learning objectives

Chair: *A. Sivaslioglu*

08:10-08:30 Genital aesthetic surgery: fake or fact?

A. Sivaslioglu

08:30-08:50 Anatomy for genital aesthetic surgery

E. Caliskan

08:50-09:10 Wound healing: Preoperative evaluation and postoperative management

S.H. Kilic

09:10-09:30 Hymenoplasty techniques

A. Sivaslioglu

09:30-09:50 Labioplasty and hoodoplasty techniques

E. Caliskan

09:50-10:10 Lipid transfer and synthetic filling techniques for external genitalia

S.H. Kilic

10:10-10:30 **COFFEE BREAK**



PART 2

Chair: *E. Fasola*

10:30-10:50 NSVVR- Non- surgical vulvo-vaginal rejuvenation: COMBO TREATMENT (fillers, RDF, carboxytherapy)

E. Fasola

10:50-11:10 The wide vagina: physiopathologic basis and actual treatments

C. Oliva

11:10-11:30 Stenosis: Aesthetic and reconstructive plastic surgery

M. Brambilla

11:30-11:50 Aesthetic and functional gynecology in third age: Management and treatments

A. Becorpi

11:50-12:10 CO2 laser in aesthetic and functional regeneration of vulvo-vaginal tissues

M. Brambilla

12:10-12:30 Self-hypnosis in post-surgical vulvo-vaginal pain

S. Bariselli

12:30-13:00 Discussion, conclusions and take-home messages

Chairs: *E.Fasola, A.Sivaslioglu*



08:00-13:00 WORKSHOP 4 – NEW TECHNOLOGIES IN PELVIC FLOOR SURGERY

07:50-08:00 REGISTRATION

PART 1

Chair: *M. Neuman*

08:00-08:10 Introduction and learning objectives

M. Neuman

08:10-08:30 Non ablative Laser treatment in GSM, urge incontinence and wide vagina

D. Doderò

08:30-08:50 When mesh for prolapse repair? Vaginal or abdominal?

C. Fünfgeld

08:50-09:10 Pelvic neuromonitoring

P. Walega

09:10-09:30 Advances in urodynamics

A. Braga

09:30-09:45 The clinical worldwide experience with of the new guide for apical support

M. Neuman

09:45-10:00 Clinical experience with 2nd generation of the Seraton MN minimesh for apical support

M. Neuman

10:00-10:15 COFFEE BREAK



PART 2

Chairs: *U. Grossi, L. Losacco*

10:15-10:30 Treatment of pilonidal sinus: EPSIT -LASER

A. Heydari

10:30-10:45 Radiofrequency (ligasure) for hemorrhoids: a new device

G. Sarzo

10:45-11:00 Hemorroidoplasty with laser

F. Cantarella

11:00-11:15 Staplers in posterior compartment disorders

A. Sturiale

11:15-11:30 Radiofrequency in fecal incontinence (Secca)

M. Frascio

11:30-11:45 Computer modeling and simulation as a source of prior information in clinical trials of meshes for pelvic dysfunction

A. Fernandes

11:45-12:00 Treatment of anal fistula with laser

E. Magni

12:00-12:15 THD anopress: a new device for anorectal manometry

E. Cavazzoni

12:15-12:30 Use of stem-cells in anal incontinence: is there a future?

S. Ascanelli

12:30-12:45 Prosthesis implant for anal incontinence

E. Cavazzoni

12:45-13:00 Discussion, conclusions and take-home messages

Chairs: *U. Grossi, L. Losacco*



OCTOBER 6, 2019 - DAY 1



14:00-17:00

SESSION 1 - PLENARY ROOM

Symposium and Panel: Mesh in PF surgery: Current status, pros and cons, technological advances and perspectives

Chair: *A. Lukanovic*, Mediterranean Incontinence and Pelvic Floor Society (MIPS)

Co-Chair: *A. Sivaslioglu*, International Society of PelviPerineology (ISPP)

14:10-14:20

KEY-NOTE LECTURE: Back to what without mesh?

Chair: *A. Lukanovic*

14:20-14:30

The biomechanics of implanted mesh sheets and tapes- why mesh sheets may cause severe pain and incontinence and tapes less so
P. Petros

14:30-14:40

Symptom cure by native tissue repair versus mesh/tape supported prolapse repair
B. Abendstein

14:40-14:50

How to reconstruct an enteroptosis – massive prolapse grade 4
A. Caliskan

14:50-15:00

The new era of biological mesh
M. Cervigni

15:00-15:10

How do mesh tapes (MUS) restore function in SUI, and can the same principle be applied to prolapse and other symptoms?
D. Gold

15:10-15:20

Long-term side effects and complications of PF surgery
M. Cervigni

15:20-15:30

Organic BioRepair Butterfly 3D reinforcement in rectocele surgery
D. Doderò

15:30-15:40

Repair of pelvic organ prolapse after the FDA`s action: Does mesh/tape supported repair have a future?
P. Von Theobald

15:40-15:50

Actual requirements for premarketing studies and postmarketing observation in USA
B. Liedl

15:50-16:00

Further developing of PF surgery under the new regulation in Europe
B. Liedl

16:00-17:00

Panel with International Societies Consensus

Chairs: *A. Lukanovic*, *A. Sivaslioglu*

B. Abendstein, International Society of PelviPerineology (ISPP)

E. Bratila, Romanian Society of Urogynecology

M. Cervigni, International Continence Society (ICS)

E. Caliskan, Urogynecology Turkish Society

F. Del Tetto, Italian Association of Urogynecology (AIUG)

B. Liedl, International Society of PelviPerineology (ISPP)

M. Neuman, International Society of PelviPerineology (ISPP)

A. Muller-Funogea, International Society of PelviPerineology (ISPP)

Y. Sekiguchi, International Society of PelviPerineology (ISPP)

A. Tarazona, Latin American Pelvic Floor Association (ALAPP)

P. Von Theobald, International Society of PelviPerineology (ISPP)

17:00-17:10

Conclusions and take-home messages
Chair: *A. Lukanovic*

OPENING CEREMONY

17:30-17:50

Welcome Address: ISPP President, Congress Presidents, CEO of Treviso Hospital, Rector Magnificus University of Padua, Mayor of Treviso, International Societies Representatives

17:50-18:20

Opening Lecture: Pelvic Floor Surgery: Where are we going? The International Continence Society position
M. Cervigni, International Continence Society

18:20-19:00

CONCERT: BANDA MUSICALE DOMENICO VISENTIN DI TREVISO

19:00-21:00

Welcome Buffet



OCTOBER 7, 2019 - DAY 2



08:00-10:30

SESSION 2 - PLENARY ROOM

Symposium: Posterior compartment disorders: Current status, technological advances and perspectives

Chair: *A. Lukanovic*, Mediterranean Incontinence and Pelvic Floor Society (MIPS)

Co-Chair: *F. Selvaggi*, Italian Society of Colorectal Surgery (SICCR)

08:00-08:10

Introduction

Chair: *E. Costantini*

08:10-08:20

Pathophysiology of posterior compartment disorders

F. La Torre

08:20-08:30

Which anorectal dysfunctions are prolapse-induced?

B. Liedl

08:30-08:40

The "Iceberg-phenomenon" in pelvic floor dysfunctions

G. Bruwer

08:40-09:00

Probiotics and the pelvic floor

G. Bazzocchi

09:00-09:10

Surgical cure of anorectal dysfunctions and the Integral Theory

B. Abendstein

09:10-09:30

Long-term results of surgery for obstructed defecation syndrome based on the iceberg diagram

M. Pescatori

09:30-09:40

Laparoscopic & robotic ventral rectopexy

G. Naldini

09:40-09:50

Perineal approach by Urogynecologist

A. Azzena

09:50-10:00

Perineal approach by Colorectal Surgeons

A. Renzi

10:00-10:30

Discussion, conclusions and take-home messages

A. Lukanovic, F. Selvaggi

10:30-11:00

COFFEE BREAK AT EXHIBITION AREA



ISPP

International Society of Pelvi-Perineology



08:00-10:10

SESSION 2 - HALL A

Pelvic Organ Prolapse - Abstracts Podium Presentations

- 08:00-08:10 Introduction
Chairs: *E. Bratila, F. Del Tetto*
- 08:10-08:20 Biomechanical mapping may predict changes after pelvic organ prolapse surgery
V. Egorov, V. Lucente, P. Takacs, S.A. Shobeiri, L. Hoyte, H. Raalte
- 08:20-08:30 Complication of reconstructive plastic surgeries concerning pelvic organ prolapsed at women
M. Soluyanov
- 08:30-08:40 Functional reconstruction of vaginal prolapse without mesh interponates
N. Fischer, S. Muctar, I. A. Müller- Funogea, M. Friedrich
- 08:40-08:50 Lateral suspension as an effective treatment for pelvic organ prolapse
D. M. Aryutin, E. F. Vaganov, M. Lologaeva, G. Karimova, I. Tvaradze, A. Isaeva
- 08:50-09:00 Site-specific and tapes POP reconstruction by vaginal route
B.A. Slobodyanyuk, Y.E. Dobrohkotova, A.I. Slobodyanyuk, V.I. Dimitrova, N.U. Ivannikov, S.V. Kamoeva
- 09:00-09:10 A modified robotic-vr with a folded single mesh suspension to treat complex pelvic organ prolapse
A. Sturiale, B. Fabiani, D. Cafaro, C. Menconi, F. Porzio, G. Naldini
- 09:10-09:20 Surgical treatment of pelvic organ prolapse in elderly women
A.M. Manta, P. Bratila
- 09:20-09:30 Sacrocolpopexy : Advantages and disadvantages between abdominal and laparoscopic approach - meta-analysis
M.C. Dumitrascu, R. Fodoroiu, M.M. Cirstoiu
- 09:30-09:40 Vaginal and laparoscopic approach for massive genital prolapse
M. Parodi, M. Meroni
- 09:40-09:50 Sacropexy for pelvic organ prolapse using mesh fixation device: Safety and efficacy outcomes
E. Sacco, R. Bientinesi, C. Gandi, L. Vaccarella, P.F. Bassi
- 09:50-10:00 Titanium «silk» in anterior and apical POP treatment
S. Kamoeva, B. Slobodyanyk
- 10:00-10:10 Methods of surgical treatment of recurrent rectal prolapse
T. Koscinski
- 10:10-10:20 Aiming for safe, minimally invasive and successful TFS surgery
H. Inoue
- 10:20-10:30 Prolapse-induced nocturia: Actual scientific evidence
G. Bruwer, M. Himmler, M. Witczak, A. Greis, B. Liedl
- 10:30-10:40 TOT versus minisling: clinical and ultrasound features
D. Caramazza, S. Pizzacalla, G. Campagna, I.N. Trivellizzi, G. Panico, M. Marturano, P.A. Margariti, A.C. Testa, G. Scambia, A. Ercoli
- 10:40 - 11:00 Discussion, conclusions and take-home messages
Chairs: *E. Bratila, F. Del Tetto*



OCTOBER 7, 2019 - DAY 2



11:00-13:00

SESSION 3 - PLENARY ROOM

Symposium and Panel: Pelvic Pain: Current status, technological advances and perspectives

Chair: *M. Jantos*, International Society of PelviPerineology (ISPP)

Co-Chair: *R. Baccichet*, Gruppo di Lavoro Uroginecologia Pavimento Pelvico (GLUP)

- 11:00-11:10 KEY-NOTE LECTURE: Mapping Chronic Urogenital Pain
Chair: *M. Jantos*
- 11:10-11:20 Validated cure of interstitial cystitis
P. Petros
- 11:20-11:30 Anatomy of the pelvic floor fascia in pelvic pain
C. Stecco
- 11:30-11:40 Acupuncture with biofeedback practice and result to pelvic floor pain: A five years report from a pelvic floor center in China
S. Ding
- 11:40-11:50 The use of EMG as diagnostic tool in pelvic pain
J. Voorham
- 11:50-12:00 The role of physician guided trigger point self-massage for myofascial pelvic pain release
Z. Li
- 12:00-12:10 Role of endoanal and transperineal US in chronic anorectal pain: Preliminary results from a China PF center
Y. Xue
- 12:10-12:20 Prolapse-induced pelvic pain: Cure by surgical prolapse repair
M. Abendhardt
- 12:20-12:50 **Panel with International Societies Consensus**
Chairs: *R. Baccichet, M. Jantos*
E. Sacco, Policlinico Universitario A.Gemelli, Rome
M. Bevilacqua, AULSS 2 Marca Trevigiana
F. Del Tetto, Italian Association of Urogynecology (AIUG)
A. Infantino, Italian Society of Colo-Rectal Surgery (SICCR)
B. Liedl, International Society of PelviPerineology (ISPP)
A. Sivaslioglu, International Society of PelviPerineology (ISPP)
- 12:50 -13:00 Conclusions and take-home messages
Chair: *M. Jantos*

13:00-14:00

Luncheon Symposium I

New horizons in the treatment of hemorrhoids

Chair: *P. Giordano*

Hemorrhoids - anatomy and physiology

U. Grossi

Surgical treatment of hemorrhoids - an overview

E. Cavazzoni

Transanal hemorrhoidal dearterialization: tips and tricks

P. Giordano

Hemorrhoids best treatment: What the literature does not tell us

P. Giordano



OCTOBER 7, 2019 - DAY 2



13:00-14:00

Luncheon Symposium II

New horizons in the treatment of anal fistulas

Chair: *A. Heydari*

The bareness of external anal sphincter: A new technique for relapsed high horseshoe fistula

Q. Wang

Video-Assisted Anal Fistula Treatment (VAAFT)

P. Meinero

A prospective study to evaluate VAAFT combined with internal opening closure for treatment of complex anal fistula

Y. Yao

Laser treatment for anal fistula (FiLaC)

P. Giamundo

13:00-14:00

Luncheon Symposium III

Fascial manipulation concepts for pelvic pain

Chair: *M. Jantos*

Concepts of container-contents

C. Stecco

Points of fixation or anchorages

C. Stecco

Distal tensors

C. Stecco

A model of chronic pain and organ dysfunction

M. Jantos



ISPP

International Society of Pelvi-Perineology



11:00-13:00

SESSION 3 - HALL A

Posterior Compartment Disorders - Abstracts Podium Presentations

- 11:00-11:10 Introduction
Chairs: *M. La Torre, C.R. Magbojos*
- 11:10-11:20 How much the clinical evaluation underestimates the post-delivery perineal tear
P. Cafaro, A. Sturiale, F.C. Porzio, B. Fabiani, C. Menconi, E. Donati, T. Simoncini, G. Naldini
- 11:20-11:30 Simple and successful surgical treatment of fecal incontinence
S. Muctar, N. Fischer, M. Friedrich
- 11:30-11:40 Initial experience of micro-fragmented autologous adipose tissue injection to treat anal incontinence
A. Sturiale, B. Fabiani, C. Menconi, D. Cafaro, F. Celedon Porzio, G. Naldini
- 11:40-11:50 Implantation of an anal band-opportunity for improvement of biopsychosocial function in patients with fecal incontinence
D. Zelazny, M. Romaniszyn, P. Walega
- 11:50-12:00 Middle-term outcomes of gatekeeper implantation for fecal incontinence
L. Bruscianno, S. Tolone, G. Del Genio, U. Grossi, A. Schiattarella, F.P. Piccolo, J. Martellucci, M. Schiano Di Visconte, L. Docimo
- 12:00-12:10 Injectable bulking agents for fecal incontinence: an age-matched retrospective cohort analysis of gatekeeper versus sphinkeeper
U. Grossi, L. Bruscianno, S. Tolone, G. Del Genio, G.L. Di Tanna, C. Gambardella, J. Martellucci, L. Docimo
- 12:10-12:20 Systematic characterisation of defaecographic abnormalities in a consecutive series of 827 constipated patients and impact of sex
U. Grossi, H. Heinrich, G.L. Di Tanna, P. Vollebregt, C.H. Knowles, S.M. Scott
- 12:20-12:30 Pelvic outlet syndrome: a postural look at pudendal nerve pain leads to successful treatment
D. Jurisic, Dante Broglia, I. Colombo
- 12:30-12:40 Perineal stapled prolapse resection (PSP) for external rectal prolapse: systematic review of a new surgical option
V. Testa, R. Passera, S. Mochet, P. Tonello, A. Arezzo, M.E. Allaix, L. Causarano, M. Morino, M. Mistrangelo
- 12:40-12:50 Systematic review of perineal surgical procedures for complete external rectal prolapse
A. Salzano, V. Testa, S. Mochet, P. Salusso, M. Morino, M. Mistrangelo
- 12:50-13:00 Conclusions
Chairs: *M. La Torre, C.R. Magbojos*



OCTOBER 7, 2019 - DAY 2



14:00-16:40

SESSION 4 - PLENARY ROOM

Video-Session and Podium Presentations

Chairs: *E. Busato, M. Mangano*

Co-Chairs: *F. Beniamin, A. Candiotto*

- 14:00-14:10 New mini sling kit RESTORE PLUS ® for SUI
VIDEO: *Y. Sekiguchi*
- 14:10-14:20 Minirobot vaginal surgery: Clinical experience
VIDEO: *M. Neuman*
- 14:20-14:30 Robotic surgery in pelvic floor reconstruction
VIDEO: *M. Cervigni*
- 14:30-14:40 The role of FMS TESLACARE rehabilitation in POP surgery
PODIUM P: *D. Dodero*
- 14:40-14:50 Tunable tension tape (TTT) as primary treatment of uncomplicated SUI
VIDEO: *O. Staroseltseva*
- 14:50-15:00 Three level hybrid uterus sparing repair of advanced POP via vaginal approach
VIDEO: *D. Shkarupa*
- 15:00-15:10 Three level hybrid repair of advanced vaginal vault prolapse via vaginal approach
VIDEO: *D. Shkarupa*
- 15:10-15:20 Open urethral surgery
VIDEO: *H.J. Keller*
- 15:20-15:30 Radical perineal prostatectomy
VIDEO: *H.J. Keller*
- 15:30-15:40 Robotic treatment of complex and recurrent pelvic organ prolapse
VIDEO: *T. Simoncini*
- 15:40-15:50 The pelvic floor functional results after Piver III hysterectomy in cervical cancer patients--a multi-center retrospective cohort study from China
PODIUM P: *X. Sun*
- 15:50-16:00 RCT - Surgical treatment of OAB associated with low stage POP: Integral Theory in action
PODIUM P: *A. Zaytseva*
- 16:00-16:10 Everything you always wanted to know about, but were afraid to ask: an own lawsuit experience after mesh surgery
PODIUM P: *A. Muller-Funogea*
- 16:10- 16:20 Cervical elongation in POP management. false apical prolapse phenomenon
PODIUM P: *O. Protsepko*
- 16:20-16:30 Why we still use seton therapy in China: From ancient wisdom till now
PODIUM P: *W. Jiong*
- 16:30-16:40 Prolapse-induced abnormal emptying of the bladder: Cure by surgical prolapse repair and determinants of success
PODIUM P: *I. Schorsch*

16:40-17:00

COFFEE BREAK AT EXHIBITION AREA





14:00-15:40

SESSION 4 - HALL A

Proctology: Abstracts Podium Presentations

- 14:00-14:10 Introduction
Chairs: *G.Cione, M.Zelic*
- 14:10-14:20 Research proposal: New outpatient diagnostic test for rectovaginal fistulas
D. Passannanti, M. Mennuti, D. Telesco, F. Villani, F. Gaj
- 14:20-14:30 Autologous adipose - derived stem cell for complex anal fistula
L. Chimisso, S. Ascanelli, M. Sibilla, F. Bagolini, F. Aisoni, P. Carcoforo, P. Zamboni
- 14:30-14:40 Endoscopic treatment of complex anal fistulas (VAAFT) in combination with other sphincter preserving techniques- results
M. Zelić, D. Karlović, D. Kršul, Đ. Bačić
- 14:40-14:50 Hemorrhoids classification: do we need a smarter one?
D. Passannanti, M.C. Mennuti, D. Telesco, F. Villani, F. Gaj
- 14:50-15:00 Laser hemorrhoidoplasty: a minimal invasive and painless procedure for hemorrhoidal disease
L. Brusciano, C. Gambardella, G. Terracciano, G. Gualtieri, G. Del Genio, S. Tolone, F. Lucido, L. Docimo
- 15:00-15:10 Transanal endoscopic microsurgery (TEM): 10-year experience and results
Đ. Bačić, D. Kršul, D. Karlović, M. Zelić
- 15:10-15:20 Perianal squamous cell carcinoma and the role of endoanal ultrasound
C.R.S. Magbojos, M.T.I. Calipusan, A.J.A. Balondo, A.J.A. Torre
- 15:20-15:30 Presacral (retrorectal) tumor classification, systematic review
M. Alharbi
- 15:30-15:40 Conclusions
Chairs: *G.Cione, M.Zelic*



17:00-19:00

SESSION 5 - PLENARY ROOM

Symposium: Genetics and Hormones: Current status, technological advances and perspectives

Chair: *T. Simoncini*, University of Pisa

Co-Chair: *M. Soligo*, Italian Society of Urodynamic (SIUD)

- 17:00-17:10 Impact of hormones on fascia and perception of pain
C. Stecco
- 17:10-17:20 Sexuality before and after pelvic organ prolapse repair
N. Marcus
- 17:20-17:30 Local testosterone therapy and fractional CO2 laser for urethral syndrome after treatment for GSM (Genitourinary syndrome of menopause) or BPS (Bladder pain syndrome)
N. Ninomiya
- 17:30-17:40 Impact of hormones and genetics in pelvic organ prolapse
P. Von Theobald
- 17:40-17:50 Andrology and pelvic floor
C. Foresta
- 17:50-18:00 Pregnancy after pelvic organ prolapse and stress urinary incontinence repair
N. Marcus
- 18:00-18:10 Hormone replacement therapy and urinary incontinence: which evidence?
F. Natale
- 18:10-18:20 Role of phytoestrogens on pelvic organ prolapse and urinary and fecal incontinence
F. Natale
- 18:20-18:30 New hormonal approaches for the treatment of urinary incontinence in women with GSM
E. Russo
- 18:30-19:00 Discussion, conclusions and take-home messages
Chairs: *T. Simoncini, M. Soligo*

19:00-19:30

ISPP ASSEMBLY

Announcement of ISPP Congress 2020

20:30-22:30

SOCIAL DINNER: VILLA PEROCCO





OCTOBER 8, 2019 - DAY 3



08:00-10:45

SESSION 6 - PLENARY ROOM

Symposium: Anatomy, physiology and imaging of the Pelvic Floor: Current status, technological advances and perspectives

Chair: *G. Zanus*

Co-Chair: *P. Petros*, International Society of PelviPerineology (ISPP)

- 08:00-08:15 The Integral System and the pelvic floor
P. Petros
- 08:15-08:30 Normal ultrasound anatomy of the pelvic floor
G. Santoro
- 08:30-08:45 US assessment of anterior compartment disorders
P. Wiczorek
- 08:45-09:00 US assessment of posterior compartment disorders
G. Santoro
- 09:00-09:10 Urodynamic examination and transperineal sonography evaluation and management of female recurrent SUI after midurethral TOT sling procedure
L. Ding
- 09:10-09:20 Ultrasound of complications of mesh and tapes
P. Wiczorek
- 09:20-09:35 New frontiers of MRI in pelvic floor dysfunctions
V. Piloni
- 09:35-09:50 High resolution anorectal manometry
G. Chiarioni
- 09:50-10:05 What should we know of pelvic floor anatomy
R. De Caro
- 10:05-10:20 Neuroanatomy of the pelvic floor
R. De Caro
- 10:20-10:30 EMG assessment of the pelvic floor
J. Voorham
- 10:30-10:45 Discussion, conclusions and take-home messages
Chair: *G. Zanus*

10:45-11:10

COFFEE BREAK AT EXHIBITION AREA





OCTOBER 8, 2019 - DAY 3



11:10-13:00

SESSION 7 - PLENARY ROOM

Symposium and Panel: Incontinence: Current status, technological advances and perspectives

Chair: *F. La Torre*, European Society of ColoProctology (ESCP)

Co-Chairs: *W. Artibani, G. Dodi*

11:10-11:20

KEY-NOTE LECTURE: Is there light at the end of the tunnel?

Chair: *F. La Torre*

11:20-11:30

Age barometer. Socio-economic realities behind ageing-related policies

E. Weber

11:30-11:40

Incontinence Network: The Veneto Model

G. Santoro

11:40-11:50

Evidence for a common pathophysiology of stress and urge urinary incontinence in women

W. Jäger

11:50-12:00

Urinary Incontinence in men and women - same etiology and pathogenesis? Same treatment?

W. Jäger

12:00-12:10

Tuneable tension tape (TTT) as a primary procedure for SUI: Maybe new standard?

O. Staroseltseva

12:10-12:20

Surgical choices for faecal incontinence

G. Santoro

12:20-12:50

Panel with International Societies Consensus

Chairs: *W. Artibani, G. Dodi*

D. Altomare, Italian Society of ColoRectal Surgery (SICCR)

E. Bratila, Romanian Society of Urogynecology

G. Palleschi, Italian Association of Urogynecology (AIUG)

P. Petros, International Society of PelviPerineology (ISPP)

G. Santoro, Italian Society of ColoRectal Surgery (SICCR)

S. Siracusano, Italian Society of Urodynamic (SIUD)

M. Soligo, Italian Society of Urodynamics (SIUD)

E. Weber, AGE Platform Europe Executive Committee

12:50-13:00

Conclusions and take-home messages

Chair: *F. La Torre*

ISPP 2019 CLOSURE

13:00-13:15

"Reducing research waste in pelvic floor research by improving standards: The CHORUS paradigm"

S.K. Doumouchtsis

13:15-13:30

Best video and best podium presentations awards

13:30

Closure of the Congress



14:00-18:00 WORKSHOP 5 – SACRAL NERVE STIMULATION IN PELVIC FLOOR DISORDERS

13:50-14:00 REGISTRATION

- 14:00-14:10 Introduction and learning objectives
Chairs: *D. Altomare, S.Siracusano*
- 14:10-14:30 How to perform SNS: Tips and tricks
M.A. Cerruto
- 14:30-14:50 Technical aspects of SNS
R. Baccichet
- 14:50-15:10 SNS for urinary incontinence
M. A. Cerruto
- 15:10-15:30 SNS for fecal incontinence and constipation
G. Santoro
- 15:30-15:40 SNS under the guidance of 3D print technique
Z. Cui
- 15:40-15:50 EMG response of the Pelvic Floor Muscles as a tool to enhance outcome in Sacral Nerve Stimulation
J. Voorham
- 15:50-16:20 SNS for chronic pelvic pain
M. Bevilacqua

16:20-16:50 COFFEE BREAK



- 16:50-17:10 How to programme the stimulator
M. A. Cerruto
- 17:10-17:30 Complications in SNS
D. Altomare
- 17:30-17:40 Acupuncture's role in SNS era: Pros and cons?
Y-J.Ding
- 17:40-18:00 Conclusions and take-home messages
Chairs: *D.Altomare, S.Siracusano*



OCTOBER 8, 2019 - DAY 3



14:00-18:00 **WORKSHOP 6 – PELVIC FLOOR AND ANORECTAL ULTRASOUND**
In association with Italian School of PF Ultrasonography

13:50-14:00 **REGISTRATION**

- 14:00-14:10 Introduction and learning objectives
Chair: *G. Santoro*
- 14:10-14:30 Technique and instrumentations of pelvic floor ultrasound
P. Wiczorek
- 14:30-14:50 Normal ultrasound anatomy of pelvic floor and anorectum
G. Santoro
- 14:50-15:10 US assessment of anorectal fistulas
S. Carini
- 15:10-15:30 US assessment of anterior compartment disorders
P. Wiczorek

15:30-15:50 **COFFEE BREAK**

- 15:50-16:20 US assessment of posterior compartment disorders
G. Santoro
- 16:20-16:50 US assessment of mesh and tapes
P. Wiczorek
- 16:50-17:50 Interactive session with 3D demonstrations
G. Santoro, U. Grossi
- 17:50-18:00 Conclusions and take-home messages
Chair: *G. Santoro*





14:00-18:00 WORKSHOP 7 – HPV-RELATED LESIONS IN UROGYNECOLOGICAL AND PROCTOLOGICAL PRACTICE

13:50-14:00 REGISTRATION

- 14:00-14:10 Introduction and learning objectives
Chair: *M. Mistrangelo*
- 14:10-14:25 Update on vulvar and vaginal HPV related diseases
L. Micheletti
- 14:25-14:40 Update on cervical HPV related diseases
C.A. Liverani
- 14:40-15:00 Indications and usefulness of colposcopy in persistent HPV diseases after treatment
M. Barbero
- 15:00-15:15 HPV-related diseases during pregnancy: When the treatment is indicated? The point the view of Gynecologist and of the Proctologist
A. Pagan, E. Cavazzoni
- 15:15-15:30 High Resolution Anoscopy: Indications and results
M. Mistrangelo, E. Cavazzoni

15:30-15:50 COFFEE BREAK



- 15:50-16:05 The treatment of AIN: An update
A. Infantino
- 16:05-16:20 Penis HPV-related diseases: Diagnosis and treatment
A. Garolla
- 16:20-16:35 Random biopsy in colposcopy and HRA: The point the view of Gynecologist and Proctologist
M. Barbero, M. Mistrangelo
- 16:35-16:50 HPV-related diseases in HIV + patients: Indications and limits to the treatment
I. Dal Conte
- 16:50-17:05 When and how to treat and follow-up L-SIL lesions: The point the view of Gynecologist, Urologist and of Proctologist
M. Barbero, C. Fiorito, A. Lauretta
- 17:05-17:20 When and how to treat and follow-up H-SIL lesions: The point the view of Gynecologist, Urologist and of Proctologist
C.A. Liverani, C. Fiorito, A. Lauretta
- 17:20-17:35 Role of tissutal biomarkers in the treatment of HPV-related diseases
E. Vaccher
- 17:35-17:50 Update on HPV vaccination
V. Baldo
- 17:50-18:00 Conclusions and take-home messages
I. Dal Conte



14:00-18:00 WORKSHOP 8 – LAPAROSCOPIC TRAINING IN PELVIC FLOOR

13:50-14:00 REGISTRATION

- 14:00-14:10 Introduction and learning objectives
Chair: *P. Von Theobald*
- 14:10-14:20 Entering the abdomen: open or needle?
P. Von Theobald
- 14:20-14:30 Trocar placement
M. Brizzolari
- 14:30-14:40 The basic instruments
A. Candiotta
- 14:40-14:50 Energies: mono-bipolar, harmonic, sealing, plasma
E. Bratila
- 14:50-15:00 Sutures: how I do it
E. Bratila
- 15:00-15:10 Technique 1: ovarian cyst
E. Bratila
- 15:10-15:20 Technique 2: hysterectomy
A. Birsan
- 15:30-15:40 Technique 3: sacrocolpopexy
P. Von Theobald
- 15:40-15:50 Technique 4: lateral suspension and uteroscral ligament plication
A. Sivaslioglu
- 15:50-16:00 Technique 5: ventral rectopexy
U. Grossi, G. Santoro

16:00-16:15 COFFEE BREAK

- 16:15-17:50 Hands on training
P. Von Theobald
- 17:50-18:00 Conclusions and take-home messages
Chair: *P. Von Theobald*





14:00-18:00 WORKSHOP 9 - STOMA CARE

13:50-14:00 REGISTRATION

- 14:00-14:10 Introduction and Learning Objectives
Chairs: *G. Dodi, C. Militello*
- 14:10-14:30 Types of stoma and associated surgical procedures
C. Sernagiotto
- 14:30-14:45 Preoperative stoma marking affect outcome?
M. Gerotto
- 14:45-15:00 From care to selfcare: the role of stomatherapist
L. Ferrero
- 15:00-15:30 The management of stomal complications of bowel: prolapse, granulomas, hemorrhages
D. Rovere
- 15:30-15:45 The management of stomal complications of bowel: stenosis, necrosis or ischaemia, dermatitis, dehiscence
M. Zamprogno
- 15:45-16:00 The experience of flatus incontinence from a bowel ostomy: a hermeneutic phenomenology
S. Zambello
- 16:00-16:15 Rectal tenesmus in the ostomate
F. Guidolin
- 16:15-16:30 Nutritional aspects in stoma patients
C. Baruffi, M. Longo

16:30-16:45 COFFEE BREAK



- 16:45-17:00 Alteration of intestinal function secondary to cutaneous small bowel fistula
A. Gasperi
- 17:00-17:15 Prevention of peristomal laparocoele
F. Nicoli
- 17:15-17:30 How ostomy affects sexual functioning: psychological support
C. Bertelli
- 17:30-17:45 Bowel management in ostomate patients through irrigation system
F. Guidolin, E. Scarabellin
- 17:45-18:00 Conclusions and take-home messages
Chairs: *G. Dodi, C. Militello*

REGISTRATION FEES

	EARLY REGISTRATION FEE	LATE REGISTRATION FEE
	UNTIL 30.08.2019	AFTER 30.08.2019
Physician - ISPP Member	EUR 120,00	EUR 150,00
Physician - ISPP Member - From Eastern Countries	EUR 80,00	EUR 100,00
Physician - ISPP Non Member	EUR 120,00	EUR 150,00
Residents (Main Congress Sessions)	FREE	FREE

WORKSHOP REGISTRATION FEES

	EARLY REGISTRATION FEE	LATE REGISTRATION FEE
	UNTIL 30.08.2019	AFTER 30.08.2019
Workshop - 1	EUR 50,00	EUR 60,00
Workshop - 2	EUR 50,00	EUR 60,00
Workshop - 3	EUR 50,00	EUR 60,00
Workshop - 4	EUR 50,00	EUR 60,00
Workshop - 5	EUR 50,00	EUR 60,00
Workshop - 6	EUR 50,00	EUR 60,00
Workshop - 7	EUR 50,00	EUR 60,00
Workshop - 8	EUR 50,00	EUR 60,00

- The rates are in Euro (€).
- For registration please contact info@ispp2019.com

ACCOMODATION

HOTEL NAME	EARLY REGISTRATION FEE		LATE REGISTRATION FEE	
	UNTIL 30.08.2019		AFTER 30.08.2019	
	SNG	DBL	SNG	DBL
BHR TREVISO HOTEL (Classic & Superior Room)	110 EURO	130 EURO	150 EURO	170 EURO
HOTEL ALL'OASI (3-Star Hotel)	70 EURO	80 EURO	110 EURO	130 EURO

Accommodation rates for daily, includes;

- Between the dates of 5th October and 8th October
- Buffet breakfast, internet Wi-Fi
- 10% VAT

*The city tax per person, per day 1,80 Euro is not included.

*These are the special routes only for booking through Serenas International Tourism Congress Org. Please contact info@ispp2019.com

*There will be a shuttle service from Hotel All'Oasi to the congress center.

GENERAL INFORMATION

Date
October 6-8, 2019

Venue
BHR Treviso Hotel, Treviso

City / Country
Treviso, Italy

Conference Language
Conference official language is English.

Invitation Letter
Congress invitation letters that are asked to be given to institutions for participation to the congress are going to be sent to the participants upon their request via the organizational secretariat. Congress invitation letters can only be used for permission purposes.

Participation Certificate
Participation certificate is going to be given to all participants that have registered for the workshops and the congress. Certificate will be send by e-mail to all participants. **Congress has 21 credits from CME.**

Name Badges
Name badges are going to be given to all participants and companions. It is requested that name badges are clipped all the time so that the order of the congress can be ensured.

Conference Registration Desks
Conference registration desk will be at the entrance of the conference center and will be open from 08:00 to 19:00 during congress dates.

Social Dinner
Please book your place before you arrive for the Social Dinner at the Villa Perocco on October 7th. Please contact info@ispp2019.com

GENERAL INFORMATION ABOUT TREVISO

Money
Italy's currency is EURO. For more information on the level of exchange rates, please consult the page of; www.bancaditalia.it/

Transportation
At Treviso Centrale railway station, 1 kilometre south of the city centre, you can transfer to the regional train to Venezia Mestre Station (30 minutes) and Venezia Santa Lucia Station (35 minutes). Please contact info@ispp2019.com for the transfer service.

Weather
6th of October temperature is: 21° /13°, 7th of October temperature is: 20° /13°, 8th of October 20° /12°.

Bus and train tickets
The price for a train ticket is € 3.45. A ticket for bus line 6 costs € 1.30 if bought in advance and € 2.50 on the bus. Hand baggage may be taken free of charge, for large luggage pieces you must purchase an additional ticket. Tickets for MOM Mobilità di Marca buses are valid for 75 minutes. Please consult website and timetable bus line 6 for more information. Please contact info@ispp2019.com for the taxi service.

Airport
Treviso Airport is only 5 kilometres / 3.1 miles away from Treviso, the journey time by car is 12 minutes. If you are driving via the A27 motorway, the journey time is 28 minutes to Mestre (30 km / 18.6 miles) and 35 minutes to Venice (40 km / 24.9 miles). From Venice Airport to Treviso ATVO buses can be used to arrive to city center. For further information please visit; www.atvo.it

Visa
All EU / EEA nationals will only need to present an identification document to enter Italy.
If you are a non-EU/EEA participant, you will need to present the following at the Italian port of entry:

- A valid passport or travel document which is issued within the last 10 years.
- A visa – if they are subject to Italian visa regime.

For further information please visit www.esteri.it

PRE CONGRESS TOURS ON SATURDAY 5TH OCTOBER, 2019

Tour of Venice



Venice tour will start from the BHR Treviso Hotel with a bus to Venice city with English speaking guide. Piazza San Marco, Doge's Palace, Rialto Bridge and Arsenale di Venezia, Venetian Bacaro will be seen. Half day tour with bus is 50 Euros per person. Full day tour is 130 Euros per person; transfer, guide, drink in a winery is included.

Tour of Prosecco Production



Prosecco tour will start from the BHR Treviso Hotel with a bus to Canova Gipsoteca Museum with English speaking guide. There will be a visit to the Asolo Medieval City Center. Later, participants will go to Prosecco Vineyards for wine tasting.

Half day tour with bus is 55 Euros per person. Full day tour is 110 Euros per person; transfer, museum ticket, guide, drink in a winery is included.

Tour of Treviso



Treviso Tour will start from the BHR Treviso Hotel with a bus with English speaking guide. Cathedral, crypt with Tintoretto's paintings and the Monumental Temple of St. Nicholas are the historical monuments which will be seen. Tour includes a local aperitif in a typical Osteria with "cicchetti trevigiani" and cocktail Spritz with Prosecco Sparkling Wine.

Half day tour is 35 Euros per person.

*The above mentioned rates are eper person, with %22 VAT included.

*Please contact info@ispp2019.com for booking.

https://www.nyt_mes.com/2019/06/10/travel/ven_ce-trev_so-overtour_sm.html

The New York Times

SPONSORS





ISPP

International Society of Pelvi-Perineology

PELVIC FLOOR DISORDERS: CURRENT STATUS, TECHNOLOGICAL ADVANCES AND PERSPECTIVES

www.ispp2019.com



ISPP

International Society of Pelvi-Perineology

ISPP President

Ahmet Akin SIVASLIOGLU

ISPP Chief Executive Officer

Bruce FARNSWORTH

Phone: +61299430724

E-mail: scientific@ispp2019.com



Serenas International Tourism Congress Org.

Başöğretmen Caddesi, Mor Orkide

Sokak No:3 Küçükbakkalköy / Ataşehir
İstanbul / Turkey

Phone: +90 216 594 58 26

E-mail: info@ispp2019.com